



บริษัท เอดีดี เฟอร์เนส จำกัด
ADD FURNACE CO.,LTD.

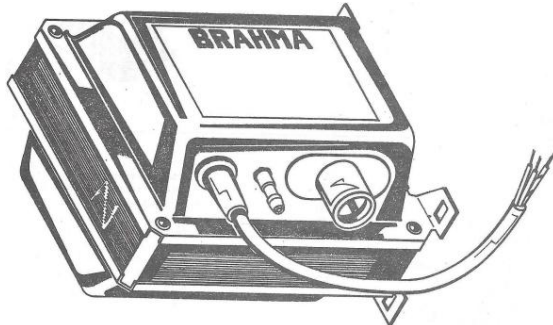
44 ซอยบรมราชชนนี 70 ถนนบรมราชชนนี แขวงศาลาธรรมสพน์ เขตทวีวัฒนา กรุงเทพฯ 10170

โทร: 02-888-3472 โทร(ออกแบบ):08-08-170-170 แฟกซ์: 02-888-3258

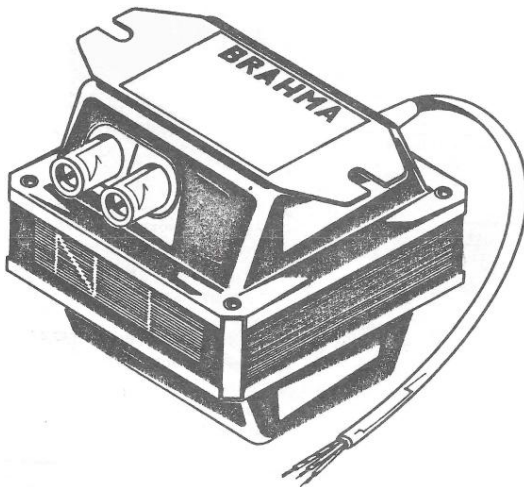
https://www.add-furnace.com E-mail: sales@add-furnace.com

IGNITION TRANSFORMERS

Type T11 and T13



Type T16 and T17



DESCRIPTION

Ignition transformers series **T11** and **T16** are suitable for fluid or gaseous fuel burners.

Ignition transformers series **T13** and **T17**, with 100% duty-cycle, are particularly suitable for the application on industrial machines (e.g. water cleaners).

FEATURES

Followings are the main features of this series:

- various connection and fixing systems;
- high discharge power (they are particularly suitable in all those applications in which long ignition wires are required);
- high efficiency and ignition power.

TECHNICAL DATA

- **Supply voltage:** 220V - 50Hz (different voltage and frequency values are available on request)
- **Operating temperature range:** -10°C +60°C
- **Isolation:** polyester resin
- **Recommended distance between the electrodes:** 3 ÷ 5 mm
- **Supply cable standard length:** 550 mm

	T11/...	T13/...	T16/...	T17/...
Number of poles	1	1	2	2
Output peak voltage (KV)	1 x 9	1 x 8	2 x 5	2 x 4
Output effective current (mA) (1)	20	16	20	16
Input effective current (A)	1,1	0,65	1,1	0,7
Duty cycle	33% in 3 minutes	100%	33% in 3 minutes	100%
Power consumption (VA)	240	145	240	155
Weight (Kg)	2	2	2	2

(1) : short circuit secondary.

CONSTRUCTION

The magnetic circuit across the transformer is mantle-shaped (see general features in Figure 1 and Figure 2). The secondary windings are center grounded.

The transformer is provided with a radio interference suppression shield, which for its effectiveness must be connected to a good ground.

Two fire painted caps cover the coils and form a whole with the magnetic circuit.

Each transformer is detected by the fixed letter T (transformer), by a series of numbers that indicate the model and possibly by a letter of the alphabet which determines a particular fixing system:



บริษัท เอดีดี เฟอร์เนส จำกัด ADD FURNACE CO.,LTD.

44 ซอยบรมราชชนนี 70 ถนนบรมราชชนนี แขวงศาลาธรรมสพน์ เขตทวีวัฒนา กรุงเทพฯ 10170

โทร: 02-888-3472 โทร(ออกแบบ): 08-08-170-170 แฟกซ์: 02-888-3258

https://www.add-furnace.com E-mail: sales@add-furnace.com

T XX / X
1/2 1/2
1/2 ® fixing system
® model

If the fixing system used is standard, the corresponding reference letter is not inserted in the part reference.

For instance, the part reference T11 refers to a transformer with standard fixing system, whereas the part reference T11/B corresponds to a T11 transformer with different fixing system (see table 1, type B).

The transformers of this series can have the same electric features but different fixing systems, or vice versa.

OVERALL DIMENSIONS

Figures 1 and 2 show the main overall dimensions and Table 1 the various transformers fixing systems.

CONNECTION

The high voltage isolators employed in this series of transformers are of two different types, according as the connection with high voltage cables occurs by means of a screw, 4 mm diameter cylindrical terminal or of a 6.3 mm diameter cylindrical terminal.

If not expressly mentioned, the connection terminal used is a screw terminal. The insulators are made of PBT.

INSTALLATION

- Connect and disconnect the ignition transformer only after switching off the power supply.
- Respect the applicable national and European standards (e.g. EN 60355-1 / EN 50165) regarding electrical safety.
- Make sure that the earth of the transformer and the earth of the electric system are well connected.
- The device can be mounted in any position.
- Do not put high voltage cables next to other cables.
- Guarantee a protection degree suitable to the application.

T11/... - T13/...

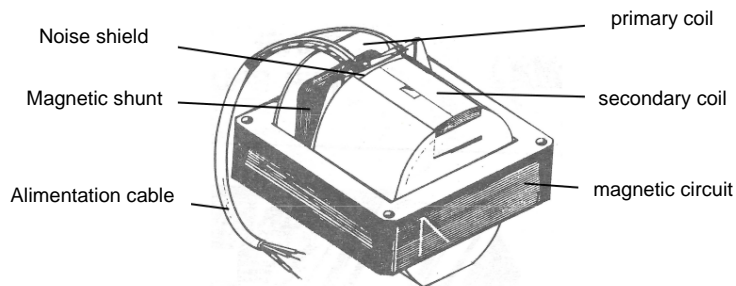
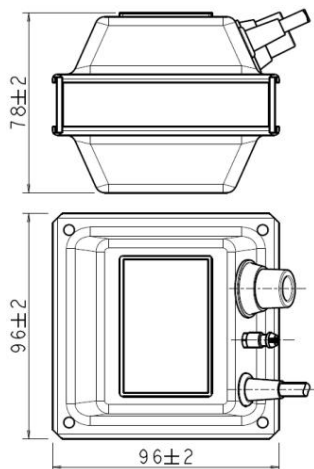


Figure 1

T16/... - T17/...

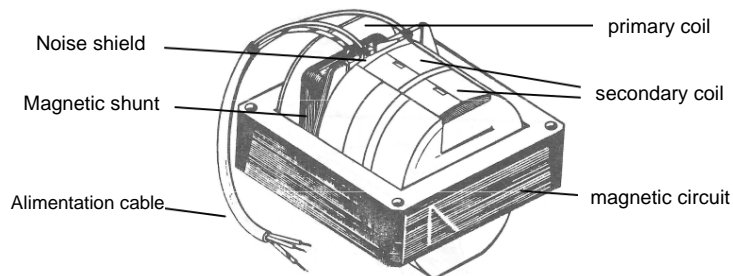
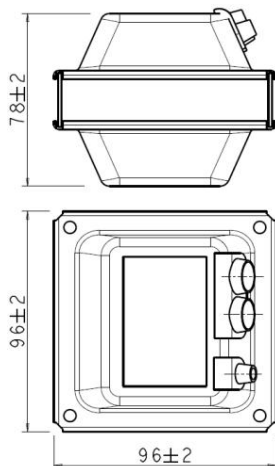


Figure 2



บริษัท เอดีดี เฟอร์เนส จำกัด ADD FURNACE CO.,LTD.

44 ซอยบรมราชชนนี 70 ถนนบรมราชชนนี แขวงศาลาธรรมสพน์ เขตทวีวัฒนา กรุงเทพฯ 10170

โทร: 02-888-3472 โทร(ออกแบบ): 08-08-170-170 แฟกซ์: 02-888-3258

https://www.add-furnace.com E-mail: sales@add-furnace.com

FIXING SYSTEMS

<p>T.../B</p>	<p>T.../N</p>	<p>T.../NC</p>
<p>T.../M</p>	<p>T.../MC</p>	<p>T.../F - T.../C</p>
<p>T.../R</p>	<p>T.../R</p>	<p>T.../RC</p>
<p>T.../W</p>	<p>T.../W</p>	<p>T.../AN</p>

Table 1

Note : The images are representative and should therefore be considered only for fixing purpose.



NOTES ABOUT PRODUCT DISPOSAL

The device contains electronic components and cannot therefore be disposed of as normal household waste. For the disposal procedure, please refer to the local rules in force for special waste.