



บริษัท เอดีดี เฟอร์เนส จำกัด

ADD FURNACE CO.,LTD.

44 ซอยบรมราชชนนี 70 ถนนบรมราชชนนี แขวงศาลาธรรมสพน์ เขตทวีวัฒนา กรุงเทพฯ 10170

โทร: 02-888-3472 โทร: ออกแบบ:08-08-170-170 แฟกซ์: 02-888-3258

https://www.add-furnace.com E-mail: sales@add-furnace.com

Eclipse ThermJet Burners

Model TJ0050

Data sheet Edition 9.14

Version 2

Parameter	Burner Velocity	Model TJ0050	
Maximum Input, Btu/h (kW)¹	Medium & High Velocity	500,000 (132)	
Minimum Input, Btu/h (kW)¹ <i>For lower inputs, contact Eclipse, Inc.</i>	Medium & High Velocity	50,000 (13)	
Minimum Input Fixed Air, Btu/h (kW)¹	Medium & High Velocity	10,000 (3)	
Main Gas Inlet Pressure, "w.c. (mbar) <i>Fuel pressure at gas inlet Tap B (see page 3)</i>	High Velocity	Natural Gas	16.2 (40.3)
		Propane	19.6 (48.8)
		Butane	17.1 (42.6)
	Medium Velocity	Natural Gas	8.9 (22.2)
		Propane	11.4 (28.4)
		Butane	9.6 (23.9)
Air Inlet Pressure, "w.c. (mbar) <i>15% excess air at maximum input Tap A (see page 3)</i>	High Velocity	Natural Gas	16.7 (41.6)
		Propane	18.0 (44.8)
		Butane	17.4 (43.3)
	Medium Velocity	Natural Gas	9.9 (24.6)
		Propane	10.9 (27.1)
		Butane	10.5 (26.1)
High Fire Visible Flame Length, inches (mm) <i>Measured from the outlet end of the combustor</i>	High Velocity	Natural Gas	25 (635)
		Propane	33 (838)
		Butane	30 (762)
	Medium Velocity	Natural Gas	28 (711)
		Propane	36 (914)
		Butane	39 (991)
Approximate Flame Velocity, ft/s (m/s) <i>Approximately 15% excess air at maximum input</i>	High Velocity	540 (165)	
	Medium Velocity	320 (98)	
Maximum Combustion Air Temperature	300°F (149°C). For higher temperatures use TJPCA (Datasheet 206).		
Flame Detection	Flame rods can be used with all combustors, any fuel listed below, and operating temperatures up to 2,200°F (1,204°C). UV scanners can be used with all combustors, any fuel listed below, and up to the maximum operating temperature.		
Fuels² <i>For any other mixed gas, contact Eclipse, Inc.</i>	Natural gas, Propane or Butane		
Approvals			

1. All imperial inputs based upon gross calorific values (HHV). All metric inputs based upon net calorific values (LHV).

2. See Design Guide 205 for more information about typical fuel composition and properties.

- All information is based on laboratory testing in neutral (0 "w.c., 0 mbar) pressure chamber. Different chamber conditions may affect the data.
- All information is based on standard combustor design. Changes in combustor will alter performance and pressures.
- All inputs based upon standard conditions; 1 atmosphere, 70°F (21°C).
- Eclipse reserves the right to change the construction and/or configuration of our products at any time without being obliged to adjust earlier supplies accordingly.
- Plumbing of air and gas will affect accuracy of orifice readings. All information is based on generally acceptable air and gas piping practices.



elster
Thermal Solutions



บริษัท เอดีดี เฟอร์เนส จำกัด

ADD FURNACE CO.,LTD.

44 ซอยบรมราชชนนี 70 ถนนบรมราชชนนี แขวงศาลาธรรมสพน์ เขตทวีวัฒนา กรุงเทพฯ 10170

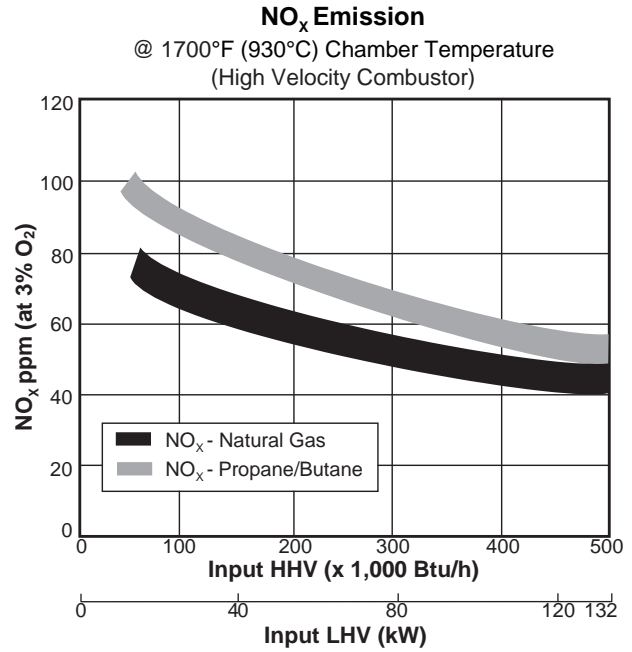
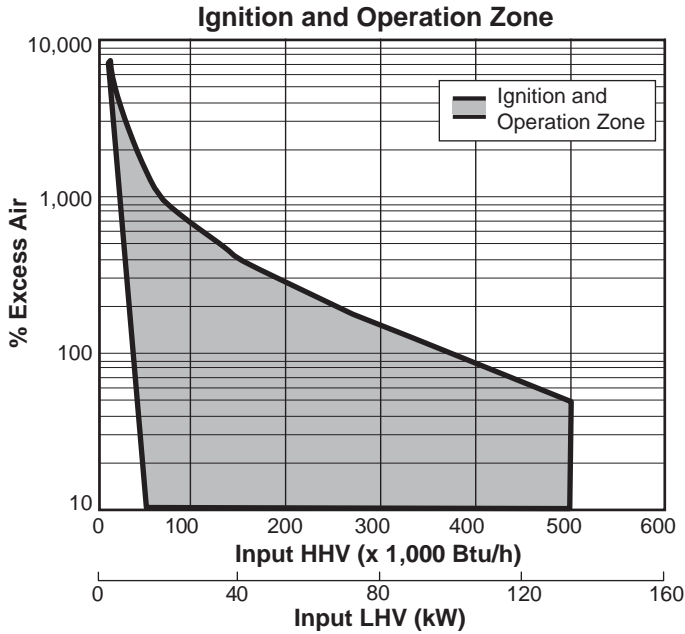
โทร: 02-888-3472 โทร: ออกแบบ:08-08-170-170 แฟกซ์: 02-888-3258

https://www.add-furnace.com E-mail: sales@add-furnace.com

ThermJet TJ0050, V2, Data sheet, Edition 9.14

ECLIPSE

Performance Graphs

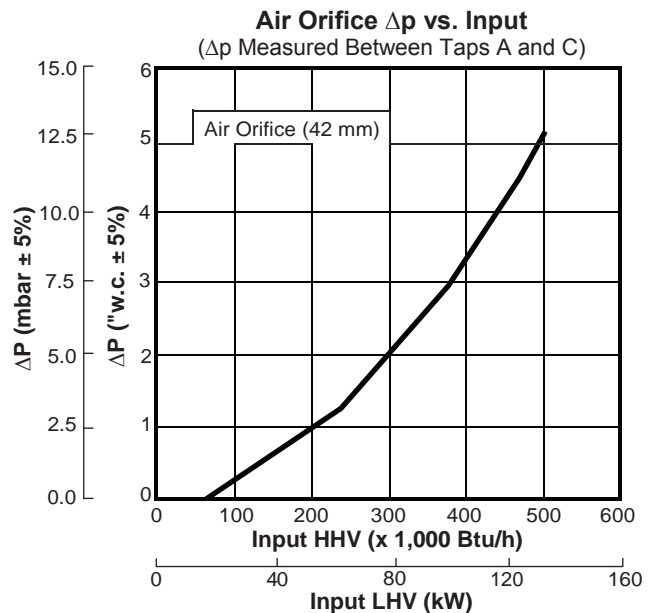
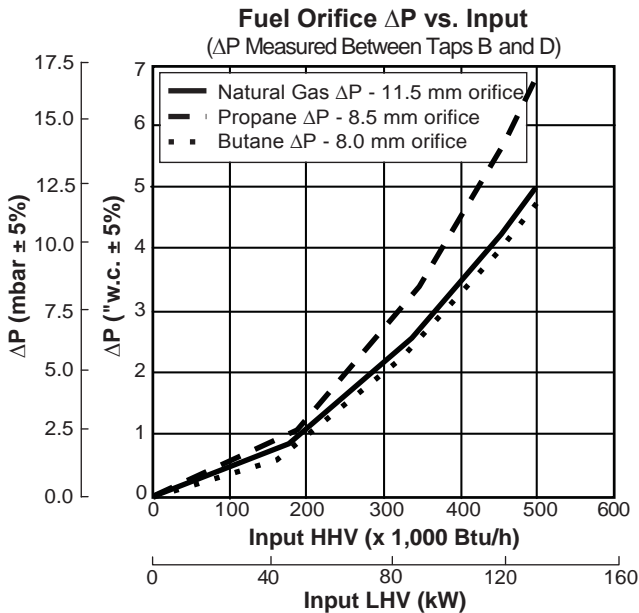


Emissions correction factor for medium velocity combustor is 1.20. Emissions data based on, on-ratio control firing at 15% excess air corrected to 3% O₂.

Emissions from the burner are influenced by:

- Fuel type
- Combustion air temperature
- Firing rate
- Chamber conditions
- Percent of excess air

For estimates of other emissions, contact Eclipse.





บริษัท เอดีดี เฟอร์เนส จำกัด

ADD FURNACE CO.,LTD.

44 ซอยบรมราชชนนี 70 ถนนบรมราชชนนี แขวงศาลาธรรมสพน์ เขตทวีวัฒนา กรุงเทพฯ 10170

โทร: 02-888-3472 โทร: ออกแบบ:08-08-170-170 แฟกซ์: 02-888-3258

https://www.add-furnace.com E-mail: sales@add-furnace.com

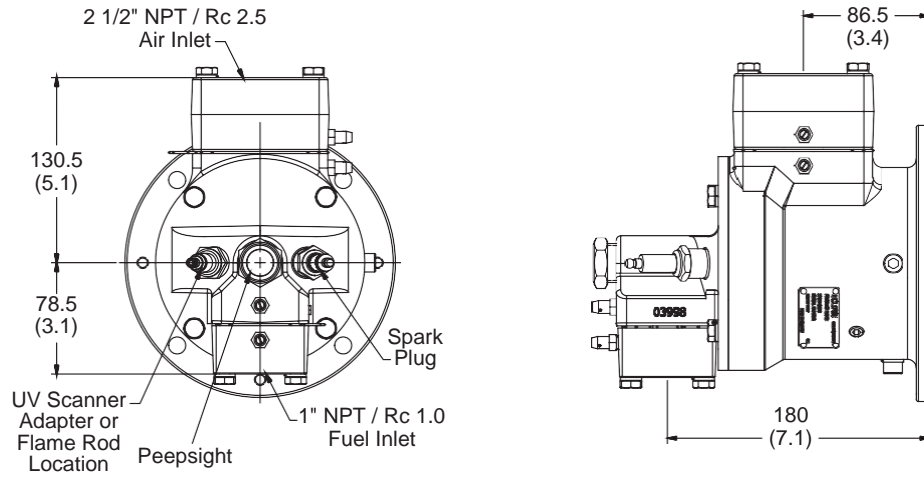
ECLIPSE®

ThermJet TJ0050, V2, Data sheet, Edition 9.14

Dimensions and Specifications

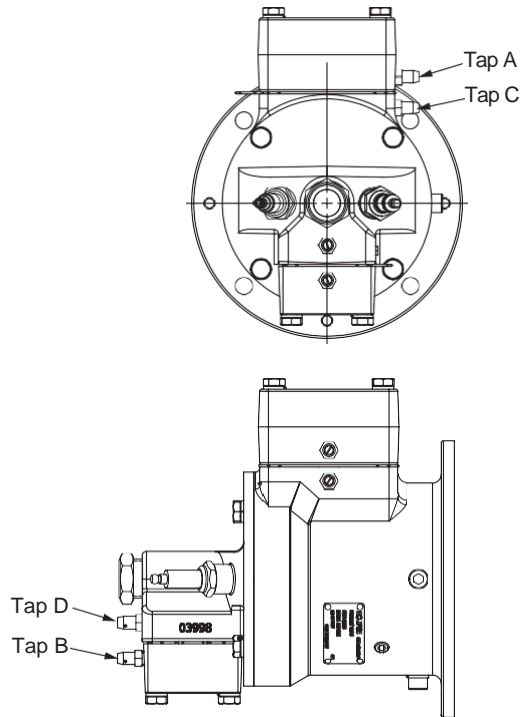
Dimensions in mm (inches)

Burner Housing



Burner weight less combustor: 37 lbs (17 kg)

Tap Locations

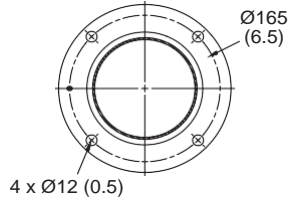
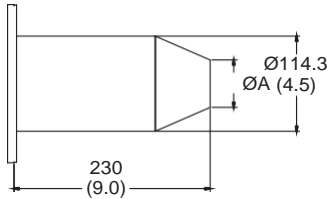




Dimensions and Specifications

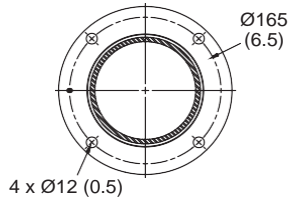
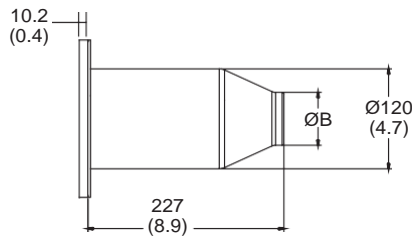
Dimensions in mm (inches)

Combustors



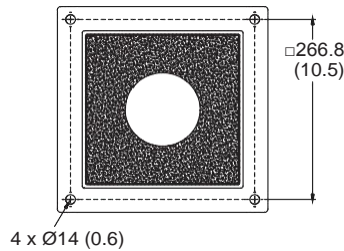
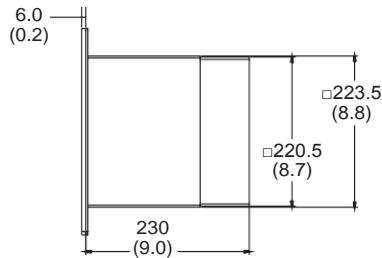
Alloy Combustor (AISI 310)

Weight: 3.0 lbs (1.4 kg)
Maximum Chamber Temp: 1,750°F (950°C)



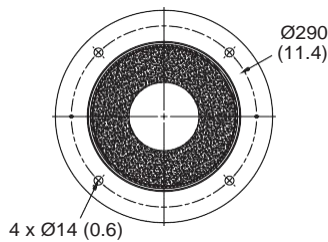
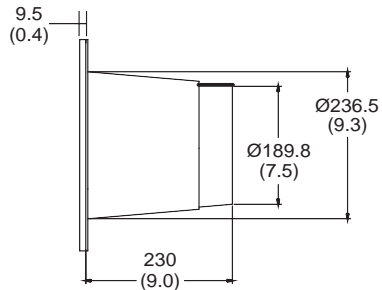
Silicon Carbide Combustor

Weight: 3.3 lbs (1.5 kg)
Maximum Chamber Temp: 2,500°F (1,371°C)



Refractory Combustor with AISI 330 wrapper

Weight: 62.5 lbs (28.3 kg)
Maximum Chamber Temp: 2,800°F (1,538°C)



Down Firing Block with AISI 330 wrapper

Weight: 60 lbs (27.2 kg)
Maximum Chamber Temp: 2,800°F (1,538°C)

NOTE: Mounting gasket shown on right side of combustor flange.
Dimensions shown do not account for mounting gasket.

Dimension	High Velocity	Medium Velocity
ØA	Ø44.5 (1.8)	Ø57 (2.2)
ØB	Ø51 (2.0)	Ø63.5 (2.5)