



บริษัท เอดีดี เฟอร์เนส จำกัด

ADD FURNACE CO.,LTD.

44 ซอยบรมราชชนนี 70 ถนนบรมราชชนนี แขวงศาลาธรรมสพน์ เขตทวีวัฒนา กรุงเทพฯ 10170

โทร: 02-888-3472 โทร: ออกแบบ:08-08-170-170 แฟกซ์: 02-888-3258

https://www.add-furnace.com E-mail: sales@add-furnace.com

เครื่องตรวจจับแก๊สรั่ว

(Gas Leak Detector) EWOO" EW-301



[EW301-R]



Input Power
AC220V 60Hz
AC230V 50Hz

Alarm output
Relay contact
White(COM)
Green(NO)

[EW301-O]



Input Power
AC220V 60Hz
AC230V 50Hz

Alarm output
DC12V 70mA
Red (+)
Black (-)

[EW301-DCR]



Input Power
DC12V 100mA
Red (+)
Black (-)

Alarm output
Relay contact
White (COM)
Green (NO)

[EW301-DC]



Input Power
DC12V 100mA
Red (+)
Black (-)

Alarm output
DC12V 70mA
White (+)

Model	EW301-R	EW301-O	EW301DCR	EW301DC
Name				
Detector Gas	LPG,LNG,City Gas (Methane,Butane,Propane)			
Alarm Point	LEL ¼ Point (user adjustable,Variable setting)			
Detection Method	Catalytic,Combustion (Hot-wire type),Diffusion type			
Response Time	Within 20 seconds			
Operational Temperature	-10°C~40°C,90%Rh			
Relative Humidity				
Input Power	AC 220V 60Hz AC 230V 50Hz	AC 220V 60Hz AC 230V 50Hz	DC 12V 100mA	DC 12V 100mA
Power Consumption/Size	6.8mA(230V) 1.5W		74x120x43mm	
Alarm Output	Relay contact White(COM) Green (NO)	DC 12V 70 mA Red(+) Black(-)	Relay contact White(COM) Green (NO)	DC 12V 70 mA Red(+) Black(-)



บริษัท เอดีดี เฟอร์เนส จำกัด

ADD FURNACE CO.,LTD.

44 ซอยบรมราชชนนี 70 ถนนบรมราชชนนี แขวงศาลาธรรมสพน์ เขตทวีวัฒนา กรุงเทพฯ 10170

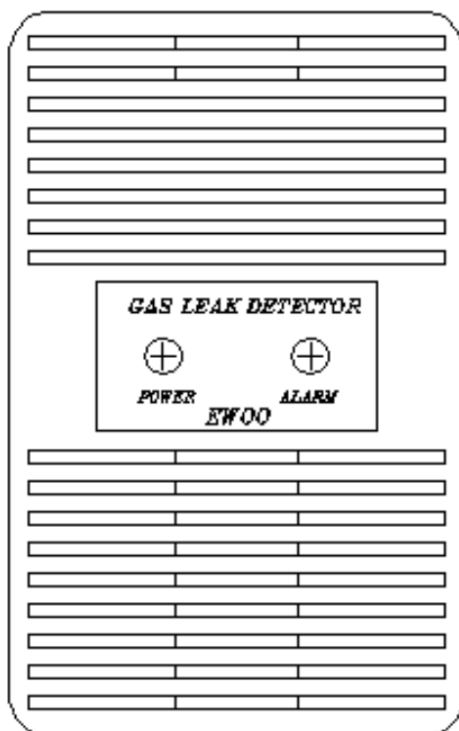
โทร: 02-888-3472 โทร: ออกแบบ:08-08-170-170 แฟกซ์: 02-888-3258

<https://www.add-furnace.com> E-mail: sales@add-furnace.com

GAS LEAK DETECTOR

(For Home Use)

MODEL: EW-301 (AC Type)



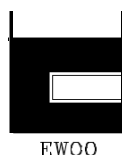
Product Feature

MODEL:EW-301(AC Type) Gas leak detector is
For ordinary home and detects LPG,LNG and
City gas. Safe circuits product

Few malfunction by miscellaneous gases
When gas is detected, alarm lamp turns
on and alarm rings within 20seconds

Alarm returns automatically when gas is in
Normal status. Inexpensive Product

Briefly describe contents of the first page
of general product



EWOO ENGINEERING CO., LTD.



บริษัท เอดีดี เฟอร์เนส จำกัด

ADD FURNACE CO.,LTD.

44 ซอยบรมราชชนนี 70 ถนนบรมราชชนนี แขวงศาลาธรรมสพน์ เขตทวีวัฒนา กรุงเทพฯ 10170

โทร: 02-888-3472 โทร: ออกแบบ:08-08-170-170 แฟกซ์: 02-888-3258

<https://www.add-furnace.com> E-mail: sales@add-furnace.com

- Table of Contents -

- 1. Specifications**
- 2. Title of Each Device and Operation Explanations**
- 3. Installation Place**
- 4. Notice and Instructions**
- 5. Instructions against Gas leakage**
- 6. Measure against Abnormality**



บริษัท เอดีดี เฟอร์เนส จำกัด

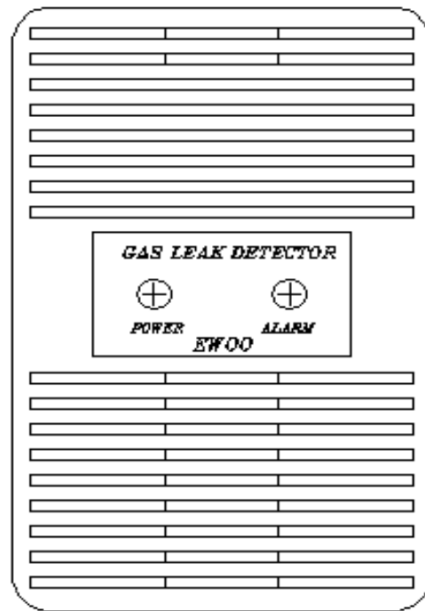
ADD FURNACE CO.,LTD.

44 ซอยบรมราชชนนี 70 ถนนบรมราชชนนี แขวงศาลาธรรมสพน์ เขตทวีวัฒนา กรุงเทพฯ 10170

โทร: 02-888-3472 โทร: ออกแบบ:08-08-170-170 แฟกซ์: 02-888-3258

<https://www.add-furnace.com> E-mail: sales@add-furnace.com

1. Specifications



Name	Gas Leak Detector (EW-301 AC Type)	
Detector Gases	LPG LNG City Gas (Methane, Butane, Propane)	
Alarm Point	LEL 1/4 Point (user adjustable, Variable setting)	
Detection Method	Catalytic, Combustion(Hot-wire type), Diffusion Type	
Respons Time	Within 20 seconds	
Operation Temperature	-10 °C ~ 40°C. 90% RH	
Humidity		
Power	AC 110V/220V double use, 60Hz (230V 50Hz. 100v 50Hz option)	
Power Consumption	6.8mA (220V) 1.5W	
Size	270g. 75 * 120 * 45	
Alarm Output	Visual	Alarm Lamp (Blink)
	Sound	Alarm Sound (70dB)
	Output	DC 12V 20mA (Red, Black wire)



บริษัท เอดีดี เฟอร์เนส จำกัด

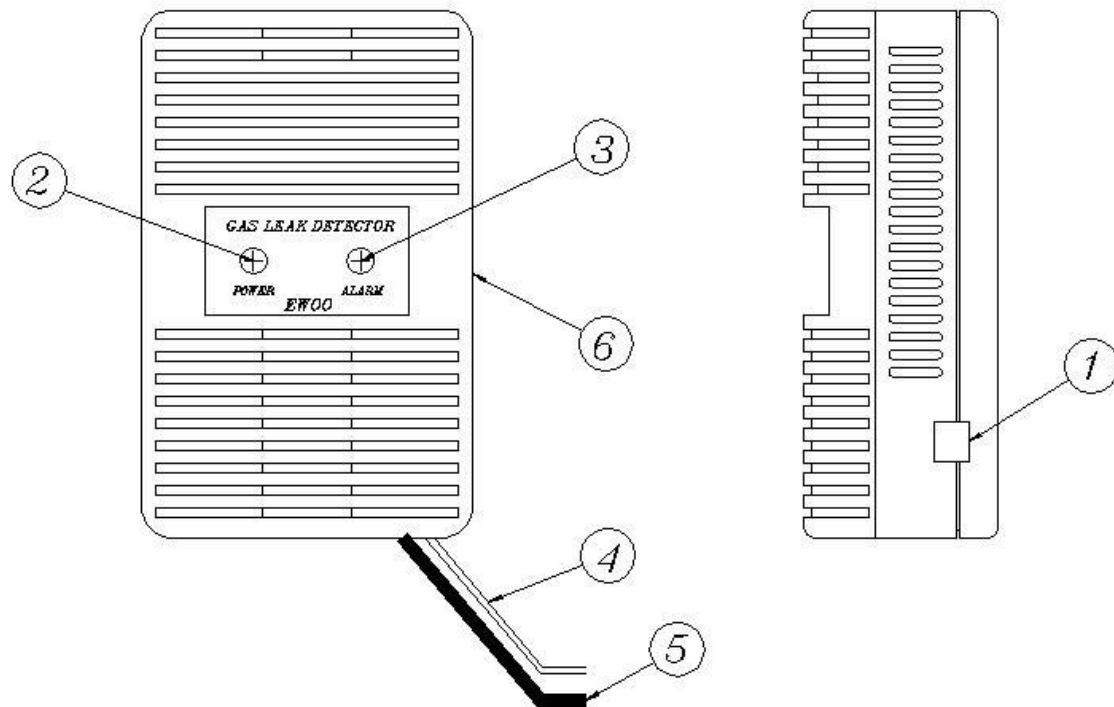
ADD FURNACE CO.,LTD.

44 ซอยบรมราชชนนี 70 ถนนบรมราชชนนี แขวงศาลาธรรมสพน์ เขตทวีวัฒนา กรุงเทพฯ 10170

โทร: 02-888-3472 โทร: ออกแบบ:08-08-170-170 แฟกซ์: 02-888-3258

<https://www.add-furnace.com> E-mail: sales@add-furnace.com

2. Title of Each Device and Operation Explanations



① Voltage Conversion Switch:

As double use of 110/220V, surely to use it after confirmation relative to electricity input. (However, it is fixed in 220V when the product is delivered.)

② Power Lamp: Green lamp is lighted in case electricity is connected.

③ Alarm Lamp: If gas is detected, alarm lamp (yellow) is lighted and alarm sound occurs within 20 seconds.

④ Signal Output : In case of alarming, electricity (DC 12V) comes out through red line (+) and black line (-), and it is used by connecting to control device for gas leak auto shut-off equipment.

⑤ Power code

⑥ Case



3. Installation Place

As LPG gas shall be installed near the floor as it is heavier than air

(within 30cm above the floor), while LNG gas shall be installed near the ceiling as it is lighter than air (within 30cm below the ceiling).

Please confirm if it is well operated by inserting regularly the gas (standard gas LEL 25%) into alarm device one time per month.

4. Notice and Instructions

《Notice》

- ① It is not allowed for any person except the engineer of our company to disassemble, alter and repair the device.
- ② Surely to install the earthing line in case it is the product with earthing terminal.
- ③ Do not touch the electric cord or body with wet hand.

*Improper Place for Installation: Ventilation fan, electric fan, air inlet, place with much steam and moisture around exit, and place with excessive smoking or heat

《Instruction》

- ① Do not wet the body.
- ② No impact, drop or throwing is allowed.
- ③ Do not cover or hide the gas leak alarm device (detection device).
- ④ Please pull out the electric cord by grasping the plug.
- ⑤ Do not damage the electric cord nor put heavy material on it.
- ⑥ Do not use it in the place with much moisture or dust.
- ⑦ Do not carry out the silicone work to affect the gas leak alarm device (detection device), which will be the trouble reason owing to the material occurred in silicone adhesive.
- ⑧ As for the voltage, please use the rated voltage indicated on the product



บริษัท เอดีดี เฟอร์เนส จำกัด

ADD FURNACE CO.,LTD.

44 ซอยบรมราชชนนี 70 ถนนบรมราชชนนี แขวงศาลาธรรมสพน์ เขตทวีวัฒนา กรุงเทพฯ 10170

โทร: 02-888-3472 โทร: ออกแบบ:08-08-170-170 แฟกซ์: 02-888-3258

<https://www.add-furnace.com> E-mail: sales@add-furnace.com

- ⑨ Do not spray the kind such as aromatic, insecticide and etc. to the gas detection device.
- ⑩ Please take gas leakage test with standard gas.

《Instructions for Operation》

- ① If warning is despised, there is any possibility that the person is dead or badly wounded.
- ② If any instruction is despised and falsely treated, any physical damage may occur.

5. Instructions against Gas leakage

- ① To fasten the gas valve.
- ② To ventilate the air by opening the window.
- ③ It is not allowed to touch the electric heater (gas range), electric device (ventilating fan) or plug nor to handle the switch.
- ④ Please check the gas leakage place after checking the gas pipe.



บริษัท เอดีดี เฟอร์เนส จำกัด

ADD FURNACE CO.,LTD.

44 ซอยบรมราชชนนี 70 ถนนบรมราชชนนี แขวงศาลาธรรมสพน์ เขตทวีวัฒนา กรุงเทพฯ 10170

โทร: 02-888-3472 โทร: ออกแบบ:08-08-170-170 แฟกซ์: 02-888-3258

<https://www.add-furnace.com> E-mail: sales@add-furnace.com

6. Measure against Abnormal Status

Abnormal Status	Measure
In case alarm is frequently sounded during cooking	Please keep away installation place of alarm device from cooking device owing to false operation from vapor or miscellaneous gas. (To install it within 4m and above 1m radius from cooking device.)
Relative to inspection of alarm device, in case flickering buzzer is not sounded in alarm lamp (yellow) even standard gas is inserted during operation	It is the case that gas can not be detected owing to overage of sensor detection in alarm device. Please enquire the main office or the selling store.
In case alarm is sounded when spray type of insecticide is used	In case spray type of insecticide or other volatile gas is used, alarm device may be operated. (It can be reused after removal of the smell.)
In case alarm is continuously sounded under the state when alarm lamp (yellow) is off.	Gas detection sensor is out of life span or does not work. Please stop using it and enquire the main office or the selling store.
In case alarm is continuously sounded without interruption,	In case it is not gas leakage after confirmation, please separate the electric cord and enquire the main office or the selling office.
In case no alarm lamp turns on,	To confirm the electric cord, and in case the cord is normal, please enquire the main office or the selling office.



บริษัท เอดีดี เฟอร์เนส จำกัด

ADD FURNACE CO.,LTD.

44 ซอยบรมราชชนนี 70 ถนนบรมราชชนนี แขวงศาลาธรรมสพน์ เขตทวีวัฒนา กรุงเทพฯ 10170

โทร: 02-888-3472 โทร: ออกแบบ:08-08-170-170 แฟกซ์: 02-888-3258

<https://www.add-furnace.com> E-mail: sales@add-furnace.com
