



บริษัท เอดีดี เฟอร์เนส จำกัด

ADD FURNACE CO.,LTD.

44 ซอยบรมราชชนนี 70 ถนนบรมราชชนนี แขวงศาลาธรรมสพน์ เขตทวีวัฒนา กรุงเทพฯ 10170

โทร: 02-888-3472 โทร: ออกแบบ:08-08-170-170 แฟกซ์: 02-888-3258

<https://www.add-furnace.com> E-mail: sales@add-furnace.com

swiss+
TECHNOLOGY

NABA SERIES BALL VALVE ACTUATOR

2 Point & 3 Point On/Off Control
10 Nm

NENUTE[®]EC

INNOVATIVE MEMBER OF SWIS+TEC



บริษัท เอดีดี เฟอร์เนส จำกัด

ADD FURNACE CO.,LTD.

44 ซอยบรมราชชนนี 70 ถนนบรมราชชนนี แขวงศาลาธรรมสพน์ เขตทวีวัฒนา กรุงเทพฯ 10170

โทร: 02-888-3472 โทร: ออกแบบ:08-08-170-170 แฟกซ์: 02-888-3258

https://www.add-furnace.com E-mail: sales@add-furnace.com

NABA SERIES BALL VALVE ACTUATOR

2 Point & 3 Point On/Off Control
10 Nm

NABA...10 (S1) HN SERIES

NABA standard valve actuator is especially designed and produced for applications in the HVAC systems. Our wide range of standard valve actuators has been developed to operate and position ball valves of different sizes.

PRODUCT FEATURE

- Torque 10 Nm
- Valve size DN40(1½") / DN50(2")
- Power supply AC/DC 24 V and AC 230 V
- Shaft dimensions - □ 9.0 mm (fixed)
- Selectable direction of rotation of reversing actuator
- Actuator with 1 m cable connection
- Optional 1 Adjustable SPDT auxiliary switches



MODEL SELECTION TABLE

MODEL / TYPE	TORQUE	POWER SUPPLY	RUNNING TIME	AUXILIARY SWITCH
NABA 1-10 HN	10 Nm	AC/DC 24 V ± 10%	100...120 sec	-
NABA 1-10S1 HN	10 Nm	AC/DC 24 V ± 10%	100...120 sec	1 x SPDT (Adjustable)
NABA 2-10 HN	10 Nm	AC 230 V ± 10%	100...120 sec	-
NABA 2-10S1 HN	10 Nm	AC 230 V ± 10%	100...120 sec	1 x SPDT (Adjustable)



บริษัท เอดีดี เฟอร์เนส จำกัด

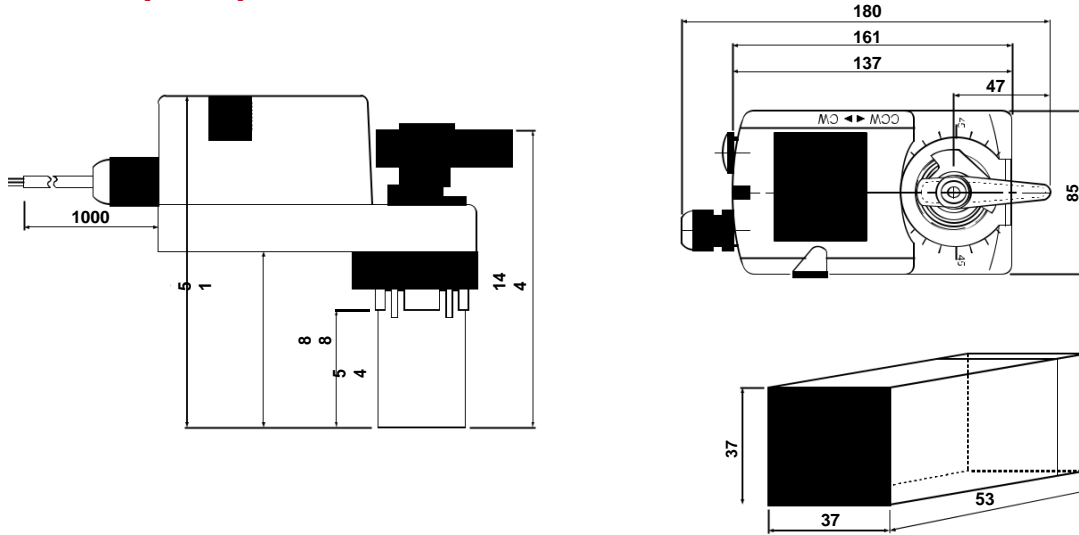
ADD FURNACE CO.,LTD.

44 ซอยบรมราชชนนี 70 ถนนบรมราชชนนี แขวงศาลาธรรมสพน์ เขตทวีวัฒนา กรุงเทพฯ 10170

โทร: 02-888-3472 โทร: ออกแบบ:08-08-170-170 แฟกซ์: 02-888-3258

https://www.add-furnace.com E-mail: sales@add-furnace.com

DIMENSION (mm)



TECHNICAL SPECIFICATION

MODEL NUMBER	NABA 1-10 (S1) HN	NABA 2-10 (S1) HN
TORQUE	10 Nm	10 Nm
VALVE SIZE	DN40(1½") / DN50(2")	DN40(1½") / DN50(2")
SHAFT DIMENSION	□ 9.0 mm (fixed)	□ 9.0 mm (fixed)
POWER SUPPLY	AC/DC 24 V ± 10%	AC 230 V ± 10%
FREQUENCY	50...60 Hz	50...60 Hz
CONTROL SIGNAL	2 & 3 point control	2 & 3 point control
POWER CONSUMPTION		
● OPERATING	6.0 W	6.0 W
● END POSITION FOR	4.0 W	4.0 W
WIRE SIZING ELECTRICAL	6.5 VA	6.5 VA
CONNECTION AUXILIARY	1 m Cable	1 m Cable
SWITCH RATING	3 (1.5) A, AC 250 V	3 (1.5) A, AC 250 V
PROTECTION CLASS	Class III ⚡	Class II ⚡
ANGLE OF ROTATION	90° (95° mechanical)	90° (95° mechanical)
WEIGHT	< 1.1 Kg	< 1.2 Kg
LIFE CYCLE	60,000 Rotation	60,000 Rotation
SOUND LEVEL	40 dB	40 dB
IP PROTECTION	IP54	IP54
OPERATING TEMPERATURE	-20°...50° as per IEC 721-3-3	-20°...50° as per IEC 721-3-3
NON-OPERATING TEMPERATURE	-30°...+60° C / IEC 721-3-2	-30°...+60° C / IEC 721-3-2
AMBIENT HUMIDITY	5%...95% rH non condensing / EN	5%...95% rH non condensing / EN
MAINTENANCE MODE	Maintenance Free	Maintenance Free
OF OPERATION EMC	Type I / EN 60730-1	Type I / EN 60730-1
	CE & ISO 9000 EN / EEC	CE & ISO 9000 EN / EEC



บริษัท เอดีดี เฟอร์เนส จำกัด

ADD FURNACE CO.,LTD.

44 ซอยบรมราชชนนี 70 ถนนบรมราชชนนี แขวงศาลาธรรมสพน์ เขตทวีวัฒนา กรุงเทพฯ 10170

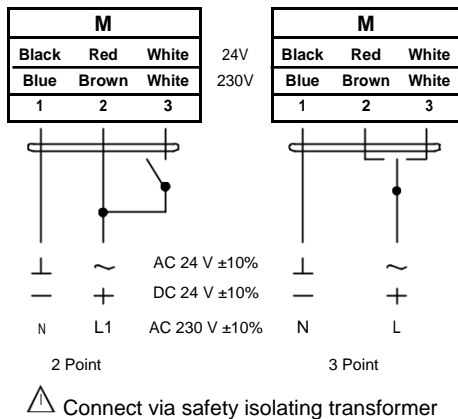
โทร: 02-888-3472 โทร: ออกแบบ:08-08-170-170 แฟกซ์: 02-888-3258

https://www.add-furnace.com E-mail: sales@add-furnace.com

NABA SERIES BALL VALVE ACTUATOR

2 Point & 3 Point On/Off Control 10 Nm

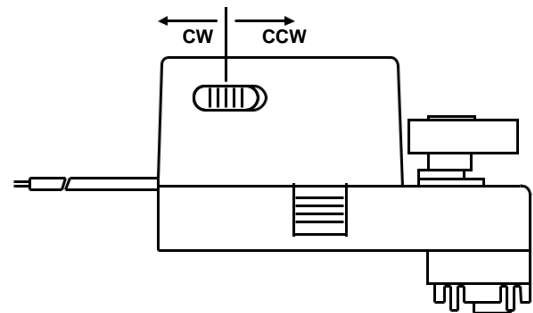
WIRING DIAGRAM NABA...10 (S1) HN POWER SUPPLY AC/DC 24V / AC 230V



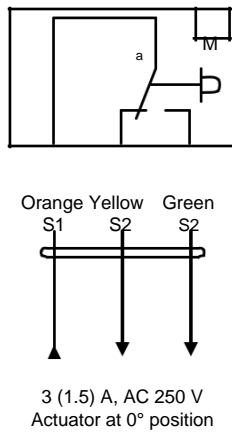
DIRECTION OF ROTATION NABA...10 (S1) HN

Default factory setting: CCW.

Direction of rotation can be change by toggling between CW/CCW switch on the actuator's housing.



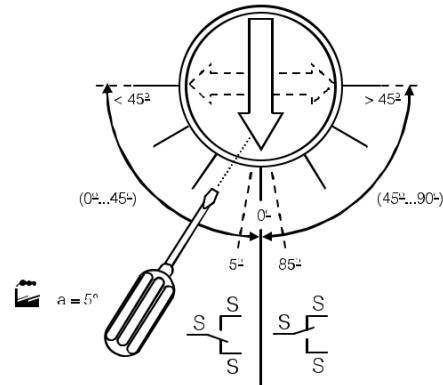
WIRING DIAGRAM NABA...10 (S1) HN AUXILIARY SWITCH



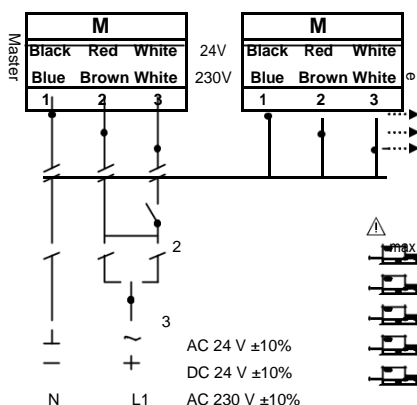
AUXILIARY SWITCH NABA...10 (S1) HN

Switch a factory-set at 5°.

The auxiliary switch can be optimally adjusted between 0°...90°.



WIRING DIAGRAM NABA...10 (S1) HN PARALLEL CONNECTION



REMARK

Parallel connection of NABA...10 (S1) HN actuators are limited to 5. Power consumption must be observe.




บริษัท เอดีดี เฟอร์เนส จำกัด

ADD FURNACE CO.,LTD.

44 ซอยบรมราชชนนี 70 ถนนบรมราชชนนี แขวงศาลาธรรมสพน์ เขตทวีวัฒนา กรุงเทพฯ 10170

โทร: 02-888-3472 โทร: ออกแบบ:08-08-170-170 แฟกซ์: 02-888-3258

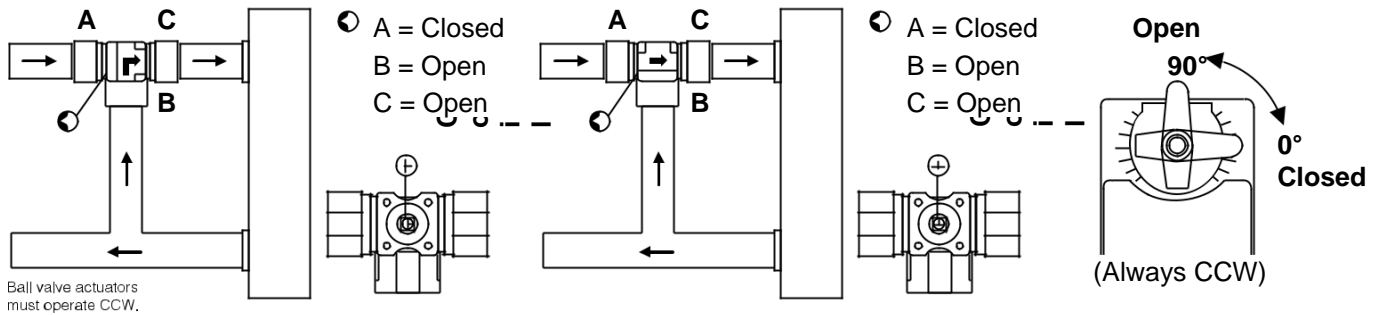
https://www.add-furnace.com E-mail: sales@add-furnace.com



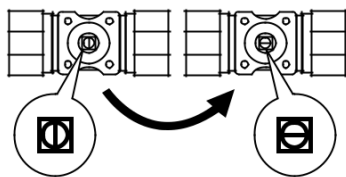
MIXING CLOSED

MIXING OPEN

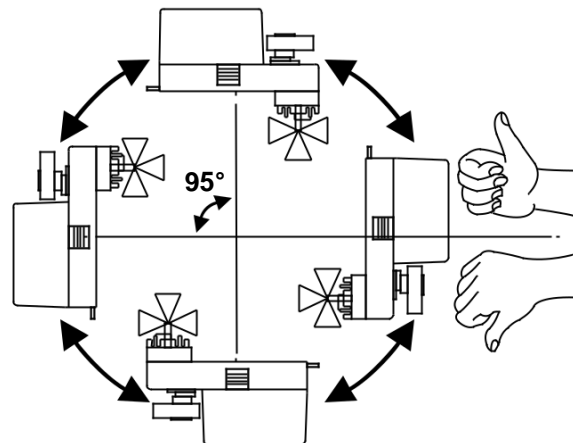
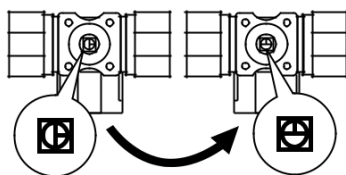
ACTUATOR POSITION



2-way Closed 2-way Open



3-way Closed 3-way Open



IMPORTANT REMARK

For special requirement, consult your local NenuTec's representative.

This actuator includes electrical and electronic components and may not be disposed as household garbage. Please consider the local valid legislation.

AC / DC 24 V: Connect via safety isolating transformer.
 AC 230 V: To isolate from the main power supply, the system must incorporate a device which disconnects the phase conductor (with at least a 3mm contact gap.)

The performance specifications are nominal and conform to acceptable industry standards. NENUTEC shall not be liable for damages resulting from misapplication or misuse of its products.